

buku english for beginner

by (buku) English For Beginner

Submission date: 10-Jan-2020 08:19AM (UTC+0700)

Submission ID: 1240491636

File name: english_for_beginner_buku.pdf (2.73M)

Word count: 13990

Character count: 65091

English For Beginner

Dr. Annisa Astrid, M.Pd



**Dilarang memperbanyak, mencetak, menerbitkan
sebagian maupun seluruh buku ini tanpa izin tertulis dari penerbit**

Ketentuan Pidana

**Kutipan Pasal 72 Undang-undang Republik Indonesia
Nomor 19 Tahun 2002 Tentang Hak Cipta**

1. Barangsiapa dengan sengaja dan tanpa hak melakukan sebagaimana dimaksud dalam pasal 2 ayat (1) atau pasal 49 ayat (1) dan ayat (2) dipidana dengan pidana penjara masing-masing paling singkat 1 (satu) bulan dan/atau denda paling sedikit Rp. 1.000.000,00 (satu juta rupiah), atau pidana penjara paling lama 7 (tujuh) tahun dan/atau denda paling banyak Rp. 5.000.000,00 (lima juta rupiah).
2. Barang siapa dengan sengaja menyiarkan, memamerkan, mengedarkan, atau menjual kepada umum suatu ciptaan atau barang hasil pelanggaran Hak Cipta atau hak terkait sebagaimana dimaksud pada ayat (1) dipidana dengan pidana penjara paling lama 5 (lima) tahun dan/atau denda paling banyak Rp. 500.000.000,00 (lima ratus juta rupiah)

English For Beginner

Penulis : Dr. Annisa Astrid, M.Pd
Layout : Nyimas Amrina Rosyada
Desain Cover : Ismoko

Hak Penerbit pada NoerFikri Palembang

Perpustakaan Nasional Katalog dalam Terbitan (KDT)
Anggota IKAPI (No. 012/SMS/13)

Dicetak oleh NoerFikri Offset
Jl. Mayor Mahidin No. 142
Palembang–Indonesia ✉
30126 Telephone : 071 1366625
Fax : 4 11 366625
Email : noerfikri@gmail.com

Cetakan I : September 2019

Hak Cipta dilindungi Undang-undang pada Penulis

All right reserved

ISBN : 978-602-447-455-3

Foreword

This book is written in order to introduce the English skills to beginners. This book presents 16 chapters which covers basic skills in English. In the first six chapters, the book introduces on how to do basic communication skills started from self-introduction, introducing others, performing basic conversation by combining introduction self and other, asking someone's name spelling, how to initiate and elaborate topics for conversation and how to end the conversation. In the next chapters, the book introduces on the skills of comprehending a reading text about family relationship, describing things in the house and describing daily activities. Besides, in the other chapters, the book also introduces the students to write paragraph and to write the leaflet. Besides, this book also introduces some vocabularies related to daily life. Finally, the book introduces on how to express likes and dislikes, preferences and describing someone. It is expected that by learning by using the book, it is much easier for beginners to have basic communication skills in English orally and in written form.

The Author

AA

TABLE OF CONTENT

Foreword.....	iii
Table of Content	iv
Unit 1 Hi... I am Astrid.....	1
Unit 2 Meet My Friend John.....	7
Unit 3 What's Your Name?.....	15
Unit 4 Letters and Numbers	21
Unit 5 How Do You Do?.....	29
Unit 6 It is Hot Here isn't it?.....	37
Unit 7 Family Tree.....	43
Unit 8 My House	51
Unit 9 My Family.....	57
Unit 10 Daily Activities	63
Unit 11 Do You Speak English.....	69
Unit 12 What's Your Favorite Food.....	75
Unit 13 What's Your Hobby	81
Unit 14 Avoid Fatty Food.....	85
Unit 15 Parts of the Body.....	89
Unit 16 I Like It.....	93
Unit 17 I Prefer Watching TV.....	101
Unit 18 What is He Like.....	111
BIBLIOGRAPHY	116

Unit 1

Hi..., I'm Astrid



Good morning. How are you today?

I would like to introduce myself.

My name is Astrid. I am 30 years old.

My job is a teacher. I am interested in reading. I come from Java. I'm married

It's a pleasure to meet you.

Hi... How're you doing? I'm Dio.
I'm 17, I'm a high school student.
I like singing very much. My
favorite singer is Afgan. I'm
Javanese. Nice to meet you.



Expressions (How to introduce yourself to others)

A. In Formal Situation

- ✓ Greeting: Good morning/afternoon/evening, How are you today?
- ✓ Mention the name: Let me introduce myself/I would like to introduce myself, my name is Astrid.
- ✓ Mention the age: I am 30 years old.
- ✓ Mention the job: I am a teacher or my job is a teacher.
- ✓ Mention the hobby: I am interested in reading.
- ✓ Mention your favorites: My favorite book is novel.
- ✓ Mention your hometown: I come from Java

- ✓ Mention your status: I am married.
- ✓ Closing: It is a pleasure to meet you.

B. In Informal Situation

- ✓ Greeting: Hi, Hello, How're you doing?
- ✓ Mention the name: I'm Dio.
- ✓ Mention the age: I'm 17.
- ✓ Mention the job: I'm a student.
- ✓ Mention the hobby: My hobby's reading.
- ✓ Mention your favorites: My favorite book's novel.
- ✓ Mention your hometown: I'm Javanese.
- ✓ Mention your status: I'm single.
- ✓ Closing: Nice to meet you.

Language Focus

Subject Pronoun (I)

I'm Astrid
 I'm 30 years old
 I'm a teacher
 I'm married
 I'm Javanese

Possessive Pronoun (My)

My name is Annisa
 My age is 30
 My job is a teacher
 My status is single
 My hometown is Java

Skills Practice I

Do this exercise in pairs. Write sentences about yourself, then introduce yourself to your partner.

In Formal Situation

1. (Name) _____ :

2. (Hometown) : _____
3. (Age) : _____
4. (Job) : _____
5. (Status) : _____
6. (Favorite book) : _____
7. (Hobby) : _____

In Informal Situation

1. (Name) : _____
2. (Hometown) : _____
3. (Age) : _____
4. (Job) : _____
5. (Status) : _____
6. (Favorite book) : _____
7. (Hobby) : _____

Skills Practice II

Teacher distributes 2 different cards with the student. There is the new identity for the student, and the empty part for his/her partner.

Card A

Information	You	Your Friend
Name	Armand Maulana (Male Student)/Bucil (Female Student)

Age	1 26 years old
Job	Singer
Hobby	Singing
Favorite Singer	Michael Jackson
Status	Married

Card B

Information	You	Your Friend
Name	Irvan Hakim (Male Student)/ Indy Barends (Female Student)





Age	1 34 years old
Job	Presenter
Hobby	Watching Movie
Favorite Singer	Titanic
Status	Married

Skills Practice 3

Name: _____ Grade: _____
Date: ___/___/___ Teacher: _____



English

Choose the suitable answer for the pictures below

 _____	 _____
 _____	 _____

Word Bank


- Good Evening
- Goodbye
- Good Morning
- Hi
- Good Night
- Hello
- Bye
- Good Afternoon
- Bye-bye

 _____ _____	 _____ _____ _____
---	--

www.jagoanbahasainggris.com

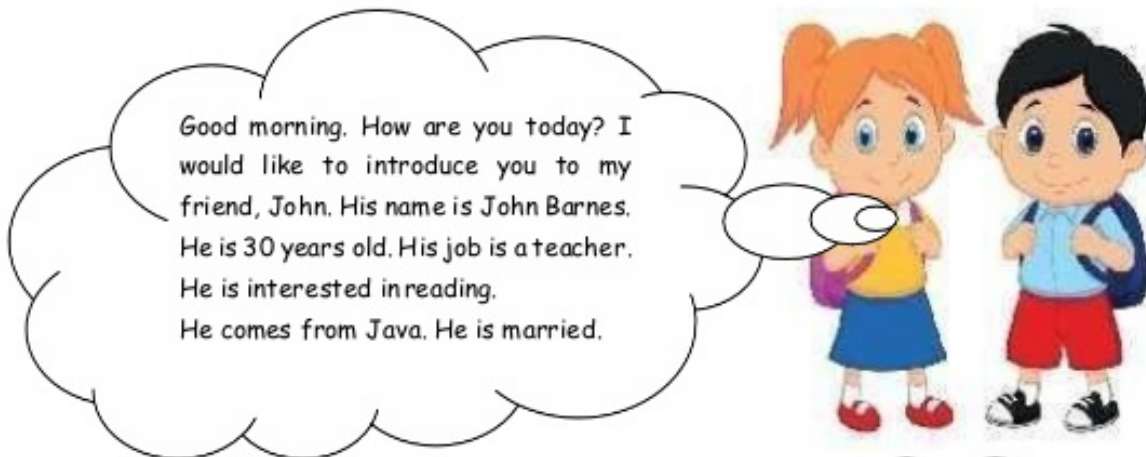
Assessment

Create your new identity. Introduce yourself with your new identity in front of your friends.



Unit 2

Meet My Friend, John.



Read the dialogs below.

Dialog I

Situation:

Andre is hanging out with his girlfriend, Kim. Coincidentally they meet Andre's friend, Harry.

Andre : Hi Harry, how're you doing?

Harry : Great, thanks, how about you?

Andre : I'm Ok. This is my girlfriend, Kim

Harry : Hello Kim, How're you?

Kim : Fine, thanks. Nice to meet you Harry.

Harry : Nice to meet you too.

Dialog II.

Situation:

Dino is Andi's pen pal from London. He travels to Indonesia to spend his holiday. He visits his pen pal's school Andi. Andi introduces his pen pal to the headmaster.

Andi : Good morning sir. How are you today?

Headmaster : I'm very well today, thank you. How about you Andi?

Andi : I'm fine too thanks sir. By the way I would like to introduce you to my friend Dino. He's just come to Jakarta yesterday.

Headmaster : How do you do?

Dino : How do you do?

Headmaster : Where are you from Dino?

Dino : I'm from London sir, I like traveling. I really want to see the situation at high schools in Indonesia.

Headmaster : Welcome to Jakarta Dino. I hope you could have many interesting experiences here.

Dino : Thank you very much sir

Expressions (How to introduce your friend to others)

A. In Formal Situation

- ✓ Greeting: Good morning/afternoon/evening, How are you today?
- ✓ Mention the name: I would like to introduce you to

John/I'd like you to meet Anne.

- ✓ Mention the age: He/She is 30 years old.
- ✓ Mention the job: He/She is a teacher or his/her job is a teacher.
- ✓ Mention the hobby: He/She is interested in reading.
- ✓ Mention your favorites: His/Her favorite book is novel.
- ✓ Mention your hometown: He/She comes from Java
- ✓ Mention your status: He/She is married.

B. In Informal Situation

- ✓ Greeting: Hi, Hello, How're you doing?
- ✓ Mention the name: This is my friend, Anne/John or meet Anne/John.
- ✓ Mention the age: He's 17 or She's 17.
- ✓ Mention the job: He's a student or She's a student.
- ✓ Mention the hobby: His/Her hobby's reading.
- ✓ Mention your favorites: His/Her favorite book's novel.
- ✓ Mention your hometown: He's/She's Javanese.
- ✓ Mention your status: He's/She's single.

Language Focus

Subject Pronoun (He/She) Possessive Pronoun (His/Her)

He/She is...

His/Her name is...

He/She is 30 years old

His/Her age is 30

He/She is a teacher

His/Her job is a teacher

He/She is married

His/Her status is single

He/She is Javanese

His/Her hometown is Java

Skills Practice I

Fill in the blank with a **subject pronoun (He/She)** or a **possessive pronoun (His/Her)**.

1. My friend is Ani.....job is a teacher.
2. I have a friend. is John hobby is singing.
3. Anita has a brother..... name is Budi. comes from
Sumatera.
4. Susi is the only daughter in the family... hobby is
swimming.
5. Diana is my friend..... likes singing.idol is Ariel.
6. I have one sister is a teacher.
7. My father is big..... hobby is eating.

Skills Practice II

Do this exercise in pairs. Complete the information about your friend based on the forms below. Introduce your partner in front of other friends.

In Formal Situation

1. (Name) : _____
2. (Home town) : _____
3. (Age) : _____
4. (Job) : _____
5. (Status) : _____
6. (Favorite book) : _____
7. (Hobby) : _____

In Informal Situation

1. (Name) : _____
2. (Hometown) : _____
3. (Age) : _____
4. (Job) : _____
5. (Status) : _____
6. (Favorite book) : _____
7. (Hobby) : _____

Skills Practice 3

Complete each dialog with the appropriate expression. Then practice the dialogs with your partner using the correct pronunciation and intonation.

Dialog A

Gina : Mom, meet my friend Jack.

Mom : Hello Jack, _____?

Jack : Great ma'am, thanks _____?

Mom : I'm fine. Nice _____.

Jack : _____.

Dialog B

Donny : Dad, This _____ John. He is my classmate.

Mr. Tio : Hi, John. Glad to meet you.

Donny : _____.

Mr. Tio : By the way, _____ this city John?

John : Nope, I come from the other city.

Mr. Tio : So, _____?

John : Oh, I'm staying in a boarding house sir.

Mr. Tio : Oh, I see

Dialog C

Sonny : Good morning sir, _____ my friend, Anna.

Mr. Noe : _____ Anna?

Anna : How do you do sir? It's very nice to meet you

Mr. Noe : _____.

Skills Practice 4

Work in groups of three. Take turns to introduce yourself to someone. Then, introduce the person who is with you. Use the following situations:


1. Cathy and his brother Nick are meeting James.
2. Mr. Black and his colleague are meeting Mr. White, Mr. Black's boss.
3. Lisa and her husband, Boy, are meeting Astrid, Lisa's friend.
4. Sheila and her friend, Indy, are meeting Sheila's teacher, Muty

Assessment

Create a dialog from each situation below, and perform it with your partner in front of the class.

1. You and your sister/ brother are at your friends' party. Introduce him/ her to your friend who invites you to the party.

2. You want to introduce your friend to your boss who wants to apply for the job in your boss' company.
3. Work with your partner. Introduce yourself with your partner with your new identity and vice versa. Then, introduce your partner to your other friends.



Unit 3

What's your name?



1. What do you see in the picture?
2. Do the people know each other?
3. In what situation (s) can you meet people at the first time?
4. How do you greet people in those situations?

Read the dialogs below!

Dialog I

Michael : Hi, I'm Michael Johnson. You can call me Mike.
What's yours?

Gina : My name's Gina.

Michael : Nice to meet you Gina.

Gina : Nice to meet you too.

Michael : By the way, what's your job?

Gina : I am a teacher. What about you?

Michael : Well, I'm a doctor. Where do you teach?

Gina : I teach at SMA 10. How about you? Where do

you go to work?

Michael : I work at Charitas Hospital.

Dialog II

Tina : Hello, I'm Tina, and you?

Jane : I'm Jane.

Tina : Glad to meet you Jane.

Jane : Glad to meet you too.

Tina : Where do you live?

Jane : I live in Bali. How about you?

Tina : I live in Jakarta. By the way, where are you from?

Jane : I'm from England, and you?

Tina : I'm from Palembang, South Sumatera.

Dialog III

Buddy : Good morning Sir. Let me introduce myself, my name is Budd Hill.

Mr. Smith : How do you do? I am John Smith.

Buddy : How do you do Mr. Smith? My name is Budd Hill. You can call me buddy.

Introducing Yourself and Others

A. Greeting

Formal Greeting	Responses
• Good morning/good afternoon/good evening, how are you.	• I am fine, thank you, and how are you?
• How do you do	• How do you do

Informal Greeting	Responses
<ul style="list-style-type: none"> • Hi.../Hello... • How're you doing? • How's it going? • How're things? 	<ul style="list-style-type: none"> • Fine, thanks. • Okay. • OK. • Great, all right.

B. Asking for and giving names

Formal Situation	Responses
<ul style="list-style-type: none"> • Let me introduce myself, my name is Andy 	<ul style="list-style-type: none"> • I am John, how do you do?

Informal Situation	Responses
<ul style="list-style-type: none"> • Hello/Hi, my name's Johnny/ I'm Johnny. • What's your name?/ What's yours?/ How about you?/ and you? • May I know your name? 	<ul style="list-style-type: none"> • Hi/ Hello, My name's Masita • I'm Masita
<ul style="list-style-type: none"> • Nice to meet you Masita • Pleased to meet you Masita • Nice to meet you Masita 	<ul style="list-style-type: none"> • Nice to meet you too Jhonny. • Pleased to meet you too Jhonny. • Glad to meet you too Jhonny

C. Asking for the job

Questions	Responses
• What's your job/occupation/work?	• I'm a teacher • I'm a student
• What do you do?	• I'm an engineer • I'm an architect
• Where do you study?	• I study at UIN Raden Fatah
• Where do you go to school?	• I go to SMAN 1
• Where do you work?	• I work at PT. Pusri

D. Asking for the address

Questions	Responses
• Where do you live?	• I live in Plaju • I live in Banten Street/ Jl. Banten • I live at Jl. Banten No. 10, Palembang. 198 Puri Merdeka.
• What's your address?	• Jl. Banten No. 10, Palembang

E. Asking for home town

Questions	Responses
• Where do you come from?	• I come from Palembang.
• Where are you from?	• I'm from Palembang.

Skills Practice 1

Practice reading Dialogs I, II, and III with your partner.
Use appropriate pronunciation and intonation.

Skills Practice 2

Complete the following dialogs. Then practice the dialogs.

Use the correct pronunciation and intonation.

1. Mita : Hi, I'm Mita. _____?

Adit : I'm Adit. Pleased _____

Mita : _____

2. Siska : Good morning sir, let me introduce myself, my name is Siska.

Adam : Good morning, _____ Adam Smith, just call me
How do you do?

Siska : How do you do?

3. Bianca : Hello, _____ Bianca.
How about you?

Sue : _____ Sue. Nice _____ Bianca.

Bianca : _____ Sue.

4. Andi : Good afternoon Sir, _____ Andi.

Michael : I am Michael, call me Mike, _____ Andi.

Andi : How do you do? _____ pleasure _____.

Michael : _____ too.

5. Rina : Hello. May I know your name?

Ludi : My _____

Rina : Nice to _____ I'm _____

Ludi : Hi. Nice to meet you too.

Rina : And what do you do, Ludi?

Ludi : I'm_____. I work at_____.

Rina : That's interesting.

Ludi : And how about you?

Rina : I'm_____. I work at_____.

6. Alex : Hi_____Alex. May_____.

Jean : _____ Jean. Glad_____.

Alex : _____ By the way,_____?

Jean : I live in Bandung._____?

Alex : _____Jakarta. Where are you from?

Jean : I'm from England._____?

Alex : _____German.

Skills Practice 3

Create your other personality. Write your address and hometown on a piece of paper. Give the paper to the teacher. Then, the teacher will distribute the paper not to the one that writes that paper. Each student must find out the owner of the paper by asking questions.

Skills Practice 4

Work in pairs. Create your new identity. Include the following information; name, hometown. Your job (if you are a student, mention your year in school and your major. If you are not a student, mention your profession, and the name of your employer), and your address. Introduce yourself to your partner and vice versa.

Unit 4

Letters and Numbers

Read the Dialogs Below!

Situation: A foreigner is talking to Humair Pramudita.

John : Good evening, Mr. Pramudita.

Humair : Oh, please just call me Humair.

John : Hu... Mer? How do you spell that?

Humair : It's H-U-M-A-I-R (Humair).

Situation: Ms. Yvonne Smith meets Agung.

Yvonne : Hi! My name is Yvonne Smith.

Agung : Excuse me, I need to write down your name.
How do you spell Yvonne?

Yvonne : It's Y-V-O-N-N-E (Yvonne)

Agung : Okay, and S-M-I-T-H for Smith is that right?

Yvonne : Yes, that's right.

Expressions to ask someone's name spelling.

How do you spell your name?

Spell it, please.

Response

It's... A-N-N-I-S-A

Skills Practice 1

Spelling and Pronunciation

Listen to your teacher pronounce the letters. Then practice saying them by yourself.

A [ei:]	B [bi:]	C [si:]	D [di:]	E [i:]
F [ef]	G [dʒi:]	H [eitʃ]	I [ai]	J [dʒei]
K [kei]	L [el]	M [em]	N [en]	O [o]
P [pi:]	Q [kju:]	R [a:/ar]	S [es]	T [ti:]
U [ju:]	V [vi:]	W [dʌəlju:]	X [eks]	Y [wai]
Z [zed/zi:]				

Skills Practice 2

Sing the Alphabet Song together with your friends and your teacher

A B C D E F G
H I J K L M N
O P Q R S T U
V W X Y Z

NOW I KNOW MY A B C
NEXT TIME WON'T YOU SING WITH ME

**NOW I KNOW MY A B C
TELL ME WHAT YOU THINK OF ME**

Skills Practice 3

Listen to your teacher pronounce several names. Number the names below in the order that you hear them. Look at No. 1 as an example.

CHARLIE (..1..) CHARLES(.....) MAX(.....) MACK()
SONIA(.....) SONYA(.....) MICHAEL()

Skills Practice 4

Complete the dialogs with the words and expressions from the box below and then practice the dialogs with your partner.

Hello	spell your name?	Your name
	Name	My

Dedi : Hello.

Tanti : _____

Dedi : My _____ is Dedi. What's _____?

Tanti : _____ name is Tanti.

Dedi : How do you _____?

Tanti : TANTI

Hello	How are	Thanks
You	Fine too	Spell it

Tom : _____, Nadia.

Nadia : Hello, Tom. Meet my friend Anna.

Tom : Hi Anna, _____ you?
Anna : Fine _____ . And _____ ?
Tom : _____. Thanks. By the way. What's your
complete name?
Anna : Anna Schowsky.
Tom : Sorry, _____, please.
Anna : S-C-H-O-W-S-K-Y
Tom : I see. Thanks.

Skills Practice 5

Complete the dialog below and then practice it with your partner.

Diana : Hello
You : _____
Diana : How are you?
You : _____
Diana : What's your name?
You : _____
Diana : Spell it, please.
You : _____
Diana : What is your father's name?
You : _____
Diana : Spell it, please.
You : _____
Diana : And what is your mother's name?
You : _____
Diana : Spell it, please.
You : _____

Assessment

Act out the dialogs below with a classmate. Follow the guidelines.

Dialog 1

- A : Greet B. Ask what his/her name is.
B : Greet A back. Tell A your name. Ask A's name.
A : Give B your name. Ask B how his/her name is spelled.
B : Spell out your name to A.

Dialog 2

- A : Greet B. Ask what his/her full name is.
B : Greet A back. Give A your full name. Ask what A's full name is.
A : Tell B your full name.
B : Ask A how his/her name is spelled.
A : Repeat your name by spelling it out.

Let's count the numbers from 1 to 1.000.000 and try to memorize it as much as you can!

 One	 Two	 Three	 Four	 Five
 Six	 Seven	 Eight	 Nine	 Ten
 Eleven	 Twelve	 Thirteen	 Fourteen	 Fifteen
 Sixteen	 Seventeen	 Eighteen	 Nineteen	 Twenty
 Zero	 Twenty-one	 Thirty	 Forty	 Fifty
 Sixty	 Seventy	 Eighty	 Ninety	 One hundred
1000 One thousand	1.000.000 One million	1.000.000.000 One billion		


How we read the numbers below?

- 7 =
- 10 =
- 12 =
- 33 =
- 45 =
- 62 =
- 23 =
- 7 =
- 10 =

12 =
33 =
45 =
62 =
23 =

Write the numbers

1. Three =
2. Seven =
3. Ten =
4. Twelve =
5. Sixteen =
6. Twenty =
7. Twenty eight =



UNIT 5

How Do You Do?

- **Read and Act Out the Dialog**

Dialog I

Situation:

Wijaya Achmad is an English teacher. He is attending a National seminar of Language teaching. Another participant approaches him.

Hanafi : Good afternoon my name's Hanafi.

Wijaya : Good morning, I'm Wijaya Achmad, but you can call me Wijaya.

Hanafi : How do you do?

Wijaya : How do you do?

Hanafi : My name is Hanafi Jaya, but please call me Han. So Wijaya, where do you teach?

Wijaya : I teach at SMAN 1 Palembang.

Hanafi : oh... Palembang, I once went there. It's such a lovely city isn't it?

Wijaya : Absolutely, that's also my hometown. By the way do you know pempek?

Hanafi : The traditional food from Palembang? Of course I know, in fact I have eaten it few times and it's so delicious.

Wijaya : Absolutely. Even, most of Palembang people have pempek for breakfast. They eat it every morning.

Hanafi : Really? Great. Ups sorry, I think I have to go to

the rest room now.

Wijaya : Oh, never mind, nice talking to you.

- **Starting a conversation in a formal situation**

Greeting

- ✓ Good morning, I'm Jundi, the marketing manager, nice to meet you.
- ✓ Good afternoon, my name's Astrid, I'm an English teacher, I'm glad to meet you.
- ✓ Good evening, I'm Iqbal, I'm the supervisor, I work for PT Pusri Palembang.
- ✓ How do you do? I'm Jane Austin, please call me Jane.
- ✓ How do you do? I'm Budd, nice to meet you.
- ✓ How do you do? My name's is Ririn Agustina. You can call me Ririn, pleased to meet you.

Responses

- ✓ Good morning, I'm Adit Pramudita. Please call me Adit, nice to meet you too.
- ✓ Good afternoon my name's Neneng Anjarwati, but you can call me neneng, glad to meet you too.
- ✓ Good evening, I'm John, Pleased to meet you.
- ✓ How do you do? I'm Rain, nice to meet you .
- ✓ How do you do? My name's Dwi Rahmawati, call me Dwi, nice to meet you too.
- ✓ How do you do? My name is Ahmad Siswanto, please call me Toro, pleased to meet you too.

- **Choosing a topic for small talk**
 - Asking Questions
 - Did you have a nice trip?
 - What university did you go to? Why did you choose the major?
 - What company do you work for? Why did you choose to move from your previous company?

- **Ending a conversation**
 - Excuse me, I must _____(verb)
 - Sorry, but I have to _____(verb)
 - Excuse me, I should _____(verb)
 - I'm really sorry, but I have _____(verb)
 - Sorry, but I must be off now.
 - I'm really sorry but I think I can't stay any longer. I must _____(verb).
 - Well, I must be getting along. I have to _____(verb).

Expressing pleasure

- It was nice meeting you. Good bye
- It was a pleasure talking to you.
- I look forward to seeing you again

Skills Practice 1

Reread the Dialog I, mark the expressions to start a conversation, to choose a topic and to end a conversation. Then practice the dialog with your partner using the correct pronunciation and intonation.

Skills Practice 2

Complete the short talk below. Then practice the short talk with your partner using the correct pronunciation and intonation.

A: How do you do, I'm Michael Douglas.

B: _____

A: How do you do, My name's Astrid. Nice to meet you.

B: _____.

A: _____

B: I work at PT Pusri.

A: Do you like your work?

B: Yes _____

A: _____

B: I've just read Harry Potter

A: Excuse me I must _____ It was nice talking to you.

B: _____

Skills Practice 3

Fill the dialogs with the appropriate expressions from the box. Then practice the dialogs with your partner using the correct pronunciation and intonation.

Situation 1

Adrian is a new teacher in high school. He is talking to the headmaster

Why did you choose the subject?

How do you do?

Nice to meet you

what subject do you teach?

When did you graduate from university?

It was nice talking to you

Rossa : Good morning, I'm Rossa Susanti, a new teacher here sir.

Mr. Susanto : _____? I'm Budi Santoso, the headmaster here.

Rossa : How do you do? _____, you can call me Rossa.

Mr. Susanto : Well, Rossa nice to meet you too. By the way _____?

Rossa : I teach English.

Mr. Susanto : Interesting _____?

Rossa : Because English is an International language and very important as a communication tool for the globalization era.

Mr. Susanto : Fabulous. _____?

Rossa : Recently sir. Actually, this year

Mr. Susanto : Excellent, well Rossa, _____, but I

have to go to the meeting with other headmasters.

Rossa : No problem sir. It was nice talking to you too.

Situation 2

John is at the airport. He is waiting for his boss' friend, Mr. Smith. John never meets Mr. Smith before. He just has a photograph of him. The plane has just landed. John goes up to someone who looks like him

<i>Thankyou</i>	<i>prettygood,thanks</i>
<i>Didyouenjoyyourflight?</i>	<i>Yes that'sright</i>
<i>Howdoyoudo?</i>	<i>It'smypleasure</i>
<i>Thanks</i>	

John : Excuse me sir, are you Mr. Smith?

Mr. Smith : _____

John : Oh, Good morning, I'm John how do you do?

Mr. Smith : ? It was very kind of you to meet me.

John : _____. I was asked by Mr. Harun Yahya to pick you up. By the way, _____?

Mr. Smith : Yes _____. But I must say I don't think I'll ever get used to flying

John : Well, if you'd like to follow me, I've got a car waiting outside.

Mr. Smith : Yes, certainly _____

Assessment


Make a dialog from the each situation below and act it out

Situation 1

You have a job interview with a manager of a fertilizer company. You meet the manager in the company.

Situation 2

You are a businessman. You are attending a seminar. You want to talk to the presenter of the seminar who comes from other country. You approach him and has a conversation.



UNIT 6

It's Hot Here Isn't It?

Dialog I

Read and act out the dialog

Situation:

Rudi is eating at an outdoor café. He sees a young girl sitting alone and drinking a glass of lemon tea. He goes over to her and has a small talk,

Rudi : It's very hot here, isn't it?

Anti : Yeah, hope it's going to be raining soon.

Rudi : I hope so. I'm Rudi Andrianto, just call me Rudi

Anti : I'm Anti, nice to meet you Rudi.

Rudi : Nice to meet you too. Are you from this neighborhood?

Anti : Yes, My house is not so far from here, how about you?

Rudi : Well, I'm not from this neighborhood, I've just visited my friend. He lives nearby.

Anti : How do you like the food?

Rudi : The food is great, it's absolutely delicious.

Anti : you're right, I come here often just to taste the food and enjoy the situation here.

Rudi : Yeah, I never see the café like this, it's very enjoyable to sit and drink a glass of ice tea.

Anti : uhuh. Ups, sorry I have to go now, I have promised to my mom to accompany her to go shopping.

Rudi : OK.. I look forward to seeing you again. Bye.

- **Introducing yourself in informal situation**
 - **Greeting**

Nice and warm today isn't it?

Lovely day isn't it?

Hi, it's very crowded around here isn't it?

Hello, you look great tonight.

He looks gorgeous isn't he?

- **Choosing a topic**
 - **Asking questions (Yes-No Question or WH-Question)**

How do you like the food?

Response: Delicious, absolutely delicious.

Do you enjoy the party?

Response: Absolutely/yes, it's very nice/wonderful/very pleasant, marvelous

- **Ending the conversation**
 - Excuse me, I must _____(verb).
 - Sorry, but I have to _____(verb).
 - Excuse me, I should _____(verb).
 - I'm really sorry, but I have _____(verb).

- **Expressing pleasure**
 - It was nice meeting you. Good bye.
 - It was a pleasure talking to you.
 - I look forward to seeing you again.

Skills Practice 1

From the dialog I, determine which part shows how to greet someone, how to choose a topic for small talk, and how to end the conversation. Then practice the dialog with your partner using the correct pronunciation and intonation.

Skills Practice 2

Complete the dialog with the appropriate expression from the box. Then practice the dialogs with your partner using the correct pronunciation and intonation.

Situation

Jack Kennedy is attending the party. The guests are busy talking to one another. Suddenly, he sees a beautiful girl standing alone. He approaches her and has a conversation

Sorry, I have to go now, my friends are waiting for me. My name is Jack Kennedy *Nice to meet you*
Do you come here alone? *How about you?*
I come from Tanjungkarang.
As a matter a fact, it has got Adipura for several times
It's a nice party isn't it?

Jack : _____

Any : Yup, it's quite a big crowd here.

Jack : uhuh, _____, call me Riza.

Any : Any Smith, _____

Jack : Nice to meet you too Any, _____?

Any : nope, I come here with friends, _____?

Jack : I come here alone. By the way, where do you come from?

Any : _____ . Jack
: It's a small town but beautiful isn't it?

Any : Yes, _____.

Jack : Wow great.

Any : _____

Jack : I look forward to seeing you again. Bye.

Situation 2

Pam meets Susan at the bus station. It is raining.

Glad to meet you

I'm Raspita, you can call me pita

Where do you live? How about you?

Sorry I have to go now, nice talking to you

It was nice talking to you too, bye

Pita : It rains a lot recently, does it?

Susan : Yeah, it rains almost everyday.

Pita : By the way, _____.

Susan : I'm Susan, _____.

Pita : Glad to meet you too. Waiting for the bus?

Susan : Yeah, I want to go home. _____?

Pita : Actually, I'm waiting for my friend here.
_____?


Susan : In Perumnas. Look! There's the bus coming.

Pita : _____.


Assessment

Make the dialog from each situation below and act it out.

1. Boy is in Gramedia. He is looking for some books. He sees a beautiful girl standing and reading alone near one of the bookshelves. He approaches her and has a conversation.
2. David is at his father's office. He plans to go to see his father on the second floor. When he goes to the lift, coincidentally, there is a girl in the lift. David starts the talk and they have a conversation



Unit 7 Family Tree



The table below shows the family member in English.
Read it carefully.

Family	Sister
Grandfather	Uncle
Grandmother	Aunt
Parents	Cousin
Father	Nephew
Mother	Niece
Children	Grand child

Son	Grandson
Daughter	Granddaughter
Boy	Husband
Girl	Child
Brother	
Wife	

Skills Practice 1

Read carefully and choose the best answer.

1. My father has a daughter. She is my...
 - a. Sister
 - b. Aunt
 - c. Brother
 - d. Son
 - e. Niece
2. My father and mother are my...
 - a. Kids
 - b. Children
 - c. Parents
 - d. Friends
 - e. Enemy
3. My father has a son. He is my...
 - a. Grandfather
 - b. Brother
 - c. Sister

d. Uncle

e. Aunt

4. My mother has a husband. He is my...

a. Uncle

b. Grandfather

c. Father

d. Children

e. Brother

Skills Practice 2

Answer the question below based on the picture

😊 **FAMILY MEMBERS** 😊

Study this family tree and write the correct words:

1. Susan is Maggie's _____.
2. Martin is Tim's _____.
3. Peter is Mary's _____.
4. Tim is Ana's _____.
5. Joan is Maggie's _____.
6. Maggie is Tim's _____.
7. Bob is Ana's _____.
8. Mary is Maggie's _____.
9. Mary is Peter's _____.
10. Peter is Tim's _____.
11. Susan is Martin's _____.
12. Tim is Susan's _____.
13. Ana is Bob's _____.
14. Ana and Bob are Mary's _____.

Make more sentences!

niece sister father

mother uncle

nephew grandmother

cousin parents husband

daughter wife

son grandfather

Ask your friend more questions!

Whose father is Peter? Peter is Tim's father .

Whose daughter is Mary? _____

iSLCollective.com

Skills Practice 3

1 Read the following text!

SBY is a President of Indonesia. He is very busy. He is in Jakarta with his family. There are five people in his family. His wife, Ani Yudhoyono is a house wife. She is a good mother. SBY has two sons, they are Edi Baskoro and Agus Harimurti. Edi Baskoro is a member of the house, he is still single. His brother, Agus Harimurti, is an army. He is married. His wife is Annisa Pohan. They have a daughter. Her name is Almira. Now, Agus, his wife and his daughter are in USA.

Answer the following questions based on the reading text!

- 1 Who is SBY's wife?
2. How many people are there in SBY's family?
3. Who are SBY's sons?
4. Who is Agus Harimurti's wife?
5. What is Agus Harimurti's job?

Language Focus

Non-Verb sentences

- Non verb sentence with the noun
SBY is a *President of Indonesia*.
Ani Yudoyono is a *house wife*.
Agus Harimurti is an *army*.
- Non verb sentence with the adjective
SBY is *very busy*.
Edi Baskoro is *still single*.

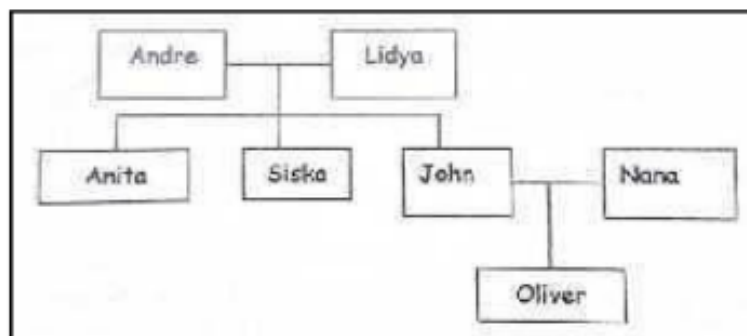
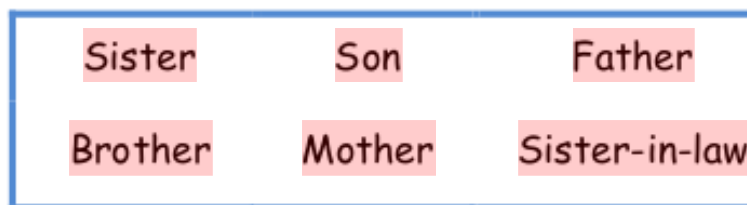
- Non verb sentence with the adverb

1 **6** BY is in Indonesia

Agus, his wife and his daughter are in USA

1 Skills Practice 4

Fill the blank with the appropriate word that shows family relationship in the box provided (Look at the family tree as the clue).



Siska loves her family very much. There are five of them. Her _____, Andre is an engineer. He works at PT. Pertamina. Her _____, Lidya is a housewife. Lydia likes to cook for the family. Siska has one brother and one sister. Her _____, John is married. He is a doctor. Her _____ Nana is a teacher. John and Nana have one _____. He is Oliver. Siska's _____, Anita is at university. The family members get together only on holidays. They are all very busy.

Skills Practice 5

Answer the following questions based on the reading text in skills practice 1.

1. How many people are there in Siska's family?
2. Who is Siska's father? What is his job?
3. Who is Siska's mother? What is her job?
4. Who is John's wife? What is her job?
5. Who is John's son?
6. What is Anita's job?

Skills Practice 6

Choose -T if the statement is true, and -F if the statement is false. The information is in the reading text below.

I want to tell you about Shinta's family. There are four people in her family. Her father, Surya Danu Atmaja is a dentist. He is always busy. Her mother, Utari Danu Atmaja, is a house wife. She is a good mom. Shinta has one brother and one sister. Her brother, Rangga is 4 years old. He is cute. On weekends, they usually go to Cipanas to visit their relatives. It is a cool and relaxing place.

Circle the letter -T if the statement is true and the letter -F if the statement is false.

1. There are four people in Shinta's family (T/F)
2. Shinta's father is a dentist (T/F)
3. Shinta's mom is a bad mom (T/F)
4. Shinta has one brother and one sister (T/F)

5. On weekend Shinta's family usually go to movie theatre (T/F)

1
6. Cipanas is a cool and relaxing place (T/F)

Assessment

1
There are 5 people in Renata's family. Her father, Kieran Sukmana, is businessman. He is 48 years old. He is very busy. Her mother, Diandra Sukmana, is a house wife. She is 45 years old. She is sweet. Renata has 2 brothers. They are Nathaniel and Evan. Evan is 25 years old. He is a lawyer. He is a serious person. Nathaniel is 19 years old. He is a student. He is very naughty. Evan is married. His wife, Jessica, is 23 years old. She is a teacher. She is cool.

Answer the following questions based on the information from the reading text above.

1. How many people are there in Renata's family?
2. Who is Renata's father? What is his job?
3. How many brothers does Renata have? Who are they?
4. Who is Evan's wife? What does she do?

Circle the letter -T if the statement is true and the letter F if the statement is false.

1. Renata's father is very busy (T/F)
2. Renata's mother is a businesswoman (T/F)
3. Renata has two sisters (T/F)
4. Evan is a lawyer (T/F)
5. Nathaniel is a student (T/F)

Unit 8

My House



Have you ever imagined things inside your house in English?
It must be fun, let's figure it out!

There are 4 main rooms in the house; living room, kitchen,
bedroom, and bathroom.

Here are the explanations :

- Living room = a room in a house for general and informal everyday use.
- Kitchen = a room or area where food is prepared and cooked.
- Bedroom = a room for sleeping in.
- Bathroom = a room containing a toilet and sink and typically also a bathtub or shower

Here are some vocabularies that you have to know about things at home.

Things in the living room	Things in the Bedroom
<ul style="list-style-type: none"> - Sofa = Sofa - Television = Televisi - Vase = Vas bunga - Table lamp = Lampu meja - Frame = Bingkai foto - Clock = Jam - Picture = Foto - Carpet = Karpet - Door = Pintu - Newspaper = Koran 	<ul style="list-style-type: none"> - Bed = Kasur - Pillow = Bantal - Bolster = Bantal guling - Blanket = Selimut - Bed sheet = Sprei - Praying mat = Sajadah - Table = meja - Chair = kursi - Cupboard = Lemari - Hanger = Gantungan baju

Things in the Kitchen	Things in the Bathroom
<ul style="list-style-type: none"> - Stove = Kompor - Frying pan = wajan penggorengan - Rice cooker = Penanak nasi - Knife = Pisau - Oven = Oven - Refrigerator = Kulkas - Sink = Tempat cuci piring - Teapot = Teko - Trash can = Tempat cuci piring - Broom = Sapu 	<ul style="list-style-type: none"> - Towel = Handuk - Bath tub = Bak mandi - Closet = Kloset - Shower = Penyiram - Toothbrush = Sikat gigi - Tooth paste = Pasta gigi - Soap = Sabun - Pail = Ember - Shampoo = Sampo - Hair dryer = Pengeringrambut

Skills Practice 1

A. Look at the picture and mention the name in English



=




=



=



=



=



=



=



=



=

Language Focus

There is

There are

There is a blanket on the bed

There are 2 pillows on the bed

There is a lamp on the table

there are 2 pictures above the bed

Skills Practice 2



Answer the questions based on the picture!

1. What can you see in this bedroom?
2. Where is the blanket?
3. Where are the pillows?
4. Where is the table lamp to the bed?
5. What things do you have in your bedroom?

Skills Practice 3

Circle the correct words in the brackets.

My favorite place at home is my bedroom, it is not big but it is very nice. There is a _____ (A. Bed, or B. Desk, or C. Computer). In the right corner for me to sleep in and a big _____ (A. Lamp, or B. Window, or C. Bookshelf) for my books next to it. By the window, there is _____ (A. Desk, or B. Wardrobe, or C. bed) where I study every morning. On the table there are _____ (A. Chairs, or B. Posters, or C. Books). There is also an alarm clock and a _____ (A. Carpet, or B. Computer, or C. Pillow). On the wall I put up _____ (A. Lamps, or B. Books, or C. Posters) of my favorite actors and soccer players, I put my shoes under my _____ (A. Bed, or B. Carpet, or C. Computer). Next to the door, there is my _____ (A. Alarm Clock, or B. Guitar, or C. Wardrobe). I love playing it.

Skills Practice 4

Complete the sentences with "is" or "are".

1. There _____ an air conditioner in my room.
2. There _____ two cupboards in my room.
3. There _____ two beds and a desk in my room.
4. There _____ bookshelf and a shoe rack in my room.
5. There _____ a mirror in my room.
6. There _____ some posters on the wall.
7. There _____ a waste basket and a calendar in my room.

Skills Practice 5

Fill in each (...) with to be "is" or "are" and each (.....) with a preposition of place "in, on, beside and by."

This is my room. There () a bed () the corner with the blue blanket (... ..) it. (... ..) the bed there () a wardrobe. I always put my clothes (... ..) it neatly. Next to the bed, there () my desk. There () many things () the table. There () a computer and a lamp. (... ..) my desk there () a small table with a printer (... ..) it, and () the desk, there () a big window with blue curtains () one side. Last but not least, there () some posters of my favorite singers () the wall.

Assessment

Write a paragraph to describe your bedroom!

Unit 9 My Family



Answer the following questions.

1. What do you see in the picture?
2. What does your father do?
3. What does your mother do?
4. What do you like to do in your free time?
5. What does your brother/sister do in his/her free time?

Language Focus

Simple Present Tense (Positive Sentence)

Verb 1 + Compliment Verb 1 (s/es) + Compliment

I like dolls	She works at PT. Pertamina
You hate dolls	He loves durian
They teach English	Andy teaches English
We enjoy comedy	Gina enjoy comedy

Skills Practice 1

Cook	Drink	Read	Watch
Eat	Listen	Teach	Work

5 Complete the sentences. Use the verbs in the box.

1. My mother is a teacher. She English.
2. My sister likes reading. She novels every day.
3. My father is an employee. He at PT. Pertamina.
4. Every morning my mother in the kitchen.
5. On weekend we usually stay at home and TV.
6. Jungle is my favorite cafe. We usually Burger and Cola there.
7. Music is my hobby. I to music almost everyday.

Skills Practice 2

Read the text.

Astrid's Family

My name is Astrid. I'm a lecturer. I teach English. I like reading and listening to music. I have many books. I keep all the books in my cupboard. I read books almost every day. I also like cooking. I cook every Saturday and Sunday because I'm free on those days.

My husband is Susilo. He is an employee. He works at the harbor. He is very busy. He only has free times on Sunday where he can spend the time for the family. He likes planting. He also likes animals. He keeps birds and fish at home. In the afternoon he feeds the fish and the birds. Even, he talks to them and regards them as humans.

I have one son and one daughter. They are Adit and Pipi. Adit and Pipi are students of elementary school. Adit likes playing with animals. He likes cat, fish and bird. The same as his father. Pipi, his sister doesn't like playing with animals, she likes playing with her dolls. She has many dolls at home.

A. Questions

1. How many children do Mr and Mrs. Susilo have?
2. Are the children still in the school? Please tell about each of them!
3. What does Astrid do?
4. What does Susilo do in his free time?
5. What are Astrid's hobbies?

BDDecide whether the statement below is true or false based on the reading passage above.

1. Astrid hates listening to music. (T/F)
2. Susilo is a bank employee. (T/F)
3. Susilo has some birds and fish at home. (T/F)
4. Astrid has one son and one daughter. (T/F)
5. Adit is a college student. (T/F)
6. Pipi likes playing with animals. (T/F)
7. Pipi has lots of dolls at home (T/F)

3 Skills Practice 3

Read the text.

Mary's family

Mary is ten years old. She is from Dorset. Her hair is long and brown. She has got brown eyes. She has got a cat and a dog. Their names are Pat and Fluffy. Pat, the dog has got a small house in the garden. Mary's cat, Fluffy is 3 years old.

Mary's mother is Jane. She is a teacher. She's thirty-six years old. Her husband is Nick. He is thirty-eight. He's a bus driver. He has got brown hair and blue eyes. Jane's hair is blonde and her eyes are brown. They have got three children Mary, Sean and Peter.

Sean is six and Peter is twelve years old. The children are pupils. Sean's hair is blonde, Peter's hair is brown. The boys have got blue eyes. Jane hasn't got a pet. She has a friend. Her name is Laura. Nick has got a horse. Its name is

3

Lightning. Nick's friends are bus drivers. They are Tom, Charles and John. Peter's pet is a hamster. Its name is Tiny. She is so small. Sean has got a goldfish. Its name's Goldie

A.D ecide whether the statement below is true or false

3 based on the reading passage above

1. Mary has got a spider (T/F)
2. Mary's mother is 38 years old (T/F)
3. Nick is Sean's father (T/F)
4. Sean has got a sister (T/F)
5. Mary has got two brothers (T/F)
6. The children have got four friends (T/F)
7. Tiny is a horse (T/F)
8. John is a bus driver (T/F)
9. Tom is Peter's friend (T/F)
10. Fluffy is a cat (T/F)

3

BW Write short answers to the following questions

1. How many pets has the family got?
2. Has the family got a garden?
3. Where is the family from?
4. Who is the daughter in the family?
5. How many friends has the family got?
6. Who has got a fish?
7. Who has got blonde hair?
8. Who is Peter?
9. Who has got blue eyes?
10. Who is Doug?

Assessment

Read the text again. Retell the text in front of your friends.

Unit 10

Daily Activities

Look at the table below!

Andy's Daily Activities

Activities	Sun	Mon	Tues	Wed	Thurs	Fri	Sat
1. Mop the floor	()	()	()	()	()	()	()
2. Read the newspaper	()	()	()	()	()	()	()
3. Cook Fried rice	()	()	()	()	()	()	()
4. Drink milk	()	()	()	()	()	()	()
5. Go to the gym	()	()	()	()	()	()	()
6. Study English	()	()	()	()	()	()	()
7. Go to cinema	()	()	()	()	()	()	()

Answer the questions based on the table!

1. How many days does Andy mop the floor?
2. How many days does Andy read the newspaper?
3. How many days does Andy cook fried rice?
4. How many days does Andy drink milk?
5. How many days does Andy go to gym?
6. How many days does Andy study English?
7. How many days does Andy go to cinema?

Language Focus

Adverbs of frequency

1. Andy *always* reads the newspaper.
2. Andy *often* drinks milk.
3. Andy *often* studies English.
4. Andy *sometimes* cooks fried rice.
5. Andy *seldom* goes to cinema.

6. Andy *seldom/rarely* goes to the gym.
7. Andy *never* mops the floor.

Skills Practice 1

Write the sentences from these words. Put the verb in the right form (**arrive** or **arrives**, etc).

1. (always/early/Sue/arrive)
2. (basketball/I/play/often)
3. (work/Margaret/hard/usually)
4. (Jenny/always/nice clothes/wear)
5. (dinner/we/have/always/at7.30)
6. (television/Tim/watch/never)
7. (like/chocolate/children/usually)
8. (Julia/parties/enjoy/always)

Skills Practice 2

Write sentences about yourself. Use *always/never/often/sometimes/ usually*.

1. (watch TV)

2. (read on bed)

3. (drink milk)

4. (go to work/school by bus)

5. (go jogging)

6. (read novels)

7. (eat fried rice)

Skills Practice 3

Look at the following activities. For each activity, put a check mark (✓) in the correct column to show how often you do this activity. Then compare your answers with those of your friend's.

For example:

You : I always take a nap, how about you?

Your friend : I sometimes take a nap.

Activities	Always	Often	Sometimes	Rarely	Never
1. Take a nap					
2. Say prayers					
3. Visit relatives					
4. Study in the evening					
5. Jog in the morning					
6. Go out of town on weekend					
7. Play tennis					

Skills Practice 4

2

MY DAILY ROUTINE

My name's Julia, and I am 27 years old. I live in London but I'm German. I live with my boyfriend and we are very happy. I work in a bank and I love my job. From Monday to Friday, my day starts very early. I always get up at 6:30 and I have

a 20-minute shower. Then, I get dressed and comb my hair. At 07:00 a.m I have breakfast, I usually have coffee and cereal. After that, I put on my make up and go to work.

At 10:00 a.m., I sometimes have a snack and at 12:00 I usually have lunch at the office with my colleagues. They are wonderful people who have a good sense of humor, and they are good friends too. At 3:30 I have a snack again, I usually have some tea and biscuits.

On Monday, Tuesday and Wednesday I go to the gym after work. When I get home, I have a shower again, I prepare dinner and I watch TV for a while. I like to go to bed as soon as possible, around 9:30.

Thursday is different because I don't go to the gym. I go out with my boyfriend every Thursday. We sometimes go to the cinema or we go out for dinner and to have a drink.

My boyfriend's name is Daniel, he is 31 years old, and he's an architect. He likes cooking but he doesn't like cleaning the house so we share the housework.

His family is from Spain. He has two brothers and no sisters. We have been a couple for six years. And we have been living together for two years.

On Friday night I always go out with my friends, we sometimes go to a bar and sometimes we meet at a friend's

house but I can't be home late because I have to get up early on Saturday to clean the house.

At the weekend, I always visit my parents and I often visit my grandparents, too

Skills Practice 5

Read the sentences and tick True or False:

1. Julia is English T/F
2. Julia gets up at 6:30 on Tuesdays T/F
3. In the morning, Julia puts on her makeup and after that, she has breakfast T/F
4. She usually has some tea at 12:00 T/F
5. She goes out with her boyfriend on Thursday night T/F
6. Julia and Daniel have been together for five years T/F
7. Julia goes home very late on Friday T/F

Skills Practice 6


Time of Day



in the morning



in the afternoon



in the evening



at night

Assessment

Teacher asks each students to write a paragraph of his/her daily activities (what he/she always, often, sometimes, rarely and never does in a week).

Unit 11

Do You Speak English?

Answer the following questions.

1. Do you speak English?
2. Does your friend speak English?
3. Do you play chess?
4. Does your friend play chess?
5. Do you bring pencil?
6. Does your friend bring pencil?

Language Focus

Questions with **Do** and **Does**.

Question with Do	Responses
• Do you speak English?	• Yes, I do/No, I don't
• Do I speak English?	• Yes, you do/No, you don't
• Do they speak English?	• Yes, they do/No, they don't
• Do we speak English?	• Yes, we do/No, we don't

Question with Does	Responses
• Does he speak English?	• Yes, he does/No, he doesn't
• Does she speak English?	• Yes, she does/No, she doesn't
• Does Anne speak English?	• Yes, she does/No, she doesn't
• Does Andy speak English?	• Yes, he does/No, he doesn't

Skills Practice 1

Write questions with -Do? and/or- Does? and

1. I like chocolate, and you?

Do you like chocolate?

5

2. I play tennis, and you?

3. Tom play tennis, and Ann?

4. You live near here, and your friends?

5. You speak English, and your brother?

6. I do exercises every morning, and you?

7. Sue often goes away, and Paul?

8. I want to be famous, and you?

9. You work hard, and Linda?

Skills Practice 2

5 Interview your friend based on the questions below.

1. Do you watch TV a lot?

Yes, I do and/or No, I don't

2. Do you read novels in free time?

3. Do you often ride a bicycle?

4. Do you drive a car?

5. Does your brother love music?

6. Does it rain a lot in your neighborhood?

7. Does your mom use glasses?

8. Does your dad enjoy dangdut music?

Skills Practice 3

Interview two of your friends based on the questions listed in the table. Write the report based on the following examples.

Questions	Friend's Name 1	Friends Name 2
1. Your mom/ love cooking		
2. Your brother/ speak English		
3. You/ play piano		
4. Your father/ work in a bank		
5. Your sister/ have laptop		
6. You/ study English frequently		

Example:

You : does your mom love cooking?

Your friend : yes, she does

Reported sentence : Edi's mom loves cooking

You : does your mom love cooking?

Your friend : no, she doesn't

Reported sentence : Edi's mom doesn't love cooking

Assessment

Make questions and answers based on the examples!


A : Does (Yoko) speak Spanish?

B : No, she doesn't. (she doesn't speak Spanish)

1. A : (Ali).....?

B.....(he comes today)

2. A : (Jack).....?
 B : (he eats pempek everyday)
3. A : (Gina & Dudi).....?
 B(they don't make the bed every day)
4. A : (Diana).....?
 B(she doesn't sit in the same seat every day)
5. A : (Adam).....?
 B(he is absent today)
6. A : (your father).....?
 B(he has a mustache)
7. A : (Nadine).....?
 B(she doesn't have a bicycle)
8. A : (Alfi).....?
 B(he isn't absent today)
9. A : (Andy).....?
 B(he doesn't wear jeans every day)
- 10 A : (Anita & Gina).....?
 B :(they don't come from Indonesia)
- 11.A : (Fiona).....?
 B(she speaks English)
- 12.A : (John).....?
 B(he studies hard)



Unit 12
What's Your Favorite Food?

Foods



Cake



Sandwich



Fried Chicken



French Fries



Porridge



Fried Rice



Meatball



Noodle



Sausage



Candy



Chocolate



Doughnut



Ice Cream

Answer the following questions!

1. What's your favorite food?
2. Do you like ice cream?
3. Do you enjoy fried chicken?
4. Do you love fried rice?
5. Do you like doughnut?
6. Do you love sausage?

Questions	Responses
<ul style="list-style-type: none"> • What's your favorite food? 	<ul style="list-style-type: none"> • I like/love chicken curry • I like/love fried rice • I like/love seafood

Questions	Responses
<ul style="list-style-type: none"> • Do you like chicken curry? • Do you like fried rice? • Do you like seafood 	<ul style="list-style-type: none"> • Yes, I do. It's delicious. • Yes, I do. It's sweet. • No, I don't. It's soily. • No, I don't. It's sour. • Not really. • It's OK

Questions	Responses
<ul style="list-style-type: none"> • Do you like noodles? • Do you like cookies? 	<ul style="list-style-type: none"> • Yes, I do. They're delicious. • Yes, I do. They're sweet. • No, I don't. They're soily. • No, I don't. They're sour.

Skills Practice 1

- Teacher asks the students to write the description of two different kinds of food that they like on a piece of paper.
- Teacher asks the students to collect the paper.
- Teacher distributes the paper not to the owner of that paper.
- Teacher asks every student to find out the one who write on the paper that they get.

Skills Practice 2

Work in pairs. Make questions for the answers. Look at the examples!

1. A : (fried rice) Do you like fried rice?
B : Yes, I do. They're yummy.
2. A : (chicken curry) _____
B : I hate it. It's too oily.
3. A : _____
B : I like Japanese food. It's yummy.
4. A : (oxtail soup) _____
B : Not really.
5. A : (kiwi fruit) _____
B : I hate it. It's sour.
6. A : (Semur) _____
B : No, I don't. It's sweet.

Skills Practice 3

Teacher asks the students to do -All find someone who-
Game to complete the table.

→ Find someone who likes and/or dislikes the following
foods. Ask them to give reasons

Name of foods	Like	Reason	Dislike	Reason
1. Fried chicken				
2. Meatball				
3. Hamburgers				
4. Fried noodles				
5. Pizza				

Assessment

Create the dialog with your partner by using the situation given below.

→ Teacher asks each pair to perform in front of the class

Situation A

You (A) are at a food court for lunch with your cousin (B).

A : Ask B if he/she likes Japanese food.

B : Tell A that you like it because it is delicious.

Situation B

You (A) are with a new classmate (B).

A : Ask B about his/her favorite food.

B : Tell A about it and why you like it. Ask A about his/her favorite food, too.

A : Tell B about it.

Unit 13

What's Your Hobby?

Match each picture with the activity in the box!



gardening

cooking

biking

rafting

surfing the internet

playing golf

Read the following dialog. Practice the dialog with your partner.

Dialog 1

Andy : Jane, are you free this weekend?

Jane : On Sunday? Yeah, why?

Andy : Do you like playing golf? Come with me.

Jane : Uh-uh. I hate playing golf. It's boring.

Andy : Oh. That's too bad.

Dialog 2

Dina : Hey Ray, where are you going?

Ray : I'm going to the new internet cafe.

Dina : Oh, do you like surfing the internet.

Ray : Yups, I enjoy it. I can spend hours doing it. Come with me?

Dina : Why not? I'm not doing anything right now.

Expressions for talking about hobbies.

Questions	Responses
<ul style="list-style-type: none">• What's your hobby?• What do you usually do in your free time?	<ul style="list-style-type: none">• I like dancing• I love jogging• I enjoy listening to music
<ul style="list-style-type: none">• Do you like dancing?• Do you like listening to music	<ul style="list-style-type: none">• I hate cooking

Questions	Responses
<ul style="list-style-type: none">• How often do you usually do that?• When do you usually do that?	<ul style="list-style-type: none">• Everyday• Twice a week• Always on weekends• Sometimes in the free time

Skills Practice 1

Read dialog 1 and 2. Underline the expressions used for talking about hobbies. Practice the dialog with your partner.

Skills Practice 2

Work in pairs. Fill in the blank with the correct expressions.

Then practice the dialogs with your partner.

Dialog 1

Gina : Hi Diane. You look happy.

Diane : Yes, I just got out of my dancing class.

Gina : Oh _____?

Diane : _dancing. I take dancing class at Swan Dancing Club (SDC).

Gina : No kidding! Me too! I go there on Fridays.

Diane : Really? Too bad we don't go on the same days.

Dialog 2

John : I'm John from Teenage Magazine. I'm doing a survey on teens' hobbies today. Do you have time?

Ismail : Sure.

John : What do _____?

Ismail : Reading novels.

John : Great. How often _____?

Ismail : Ummm, almost everyday.

John : Ok. Anything else you like doing?

Ismail : _watching movies at the cinema with my friends.

John : When _____?

Ismail : On weekends.

John : Ok, well, thank you very much for your time.

Ismail : No problem.

Skills Practice 3

Do a *Find Someone Who*—Game. Use the expressions to ask for hobbies.

Find someone who likes:

Hobbies	List of your friends name
1. Listening to music	_____
2. Dancing	_____
3. Bowling	_____
4. Reading novels	_____
5. Hanging out	_____
6. Eating meatball	_____
7. Watching movie	_____
8. Painting	_____
9. Designing clothes	_____
10. Drinking milk	_____

Assessment

Create your new identity (name, date of birth, hobbies, and job). Pretend that you are a famous person. Interview your partner to find out his/her new identity.

Unit 14

Avoid Fatty Food



1. What kinds of food do you see in the picture?
2. What foods do you think is healthy?
3. What foods do you think unhealthy?
4. What should you do to stay healthy?
5. What you mustn't do to stay healthy?

Language Focus

To make suggestions or give order:

- *Eat much fruit and vegetables*
- *Avoid sweets*
- *Drink a lot of water*

Imperatives

To prohibit:

- *Don't drink alcoholic drinks*
- *Don't eat fatty foods.*
- *Don't snack too much.*

Writing a leaflet

Write steps by steps by starting from the most important one.

Healthy Food for a Healthy Body

Here's what you have to do:

- Eat a lot of fresh vegetables and fruit every day.
- Avoid fatty foods and sweets.
- Eat fish, not meat.
- Drink at least eight glasses of water a day.
- Choose non fat milk, not full-cream milk.
- Don't snack too much.
- Avoid alcoholic drinks.
- Don't drink too much caffeine.

Skills Practice 1

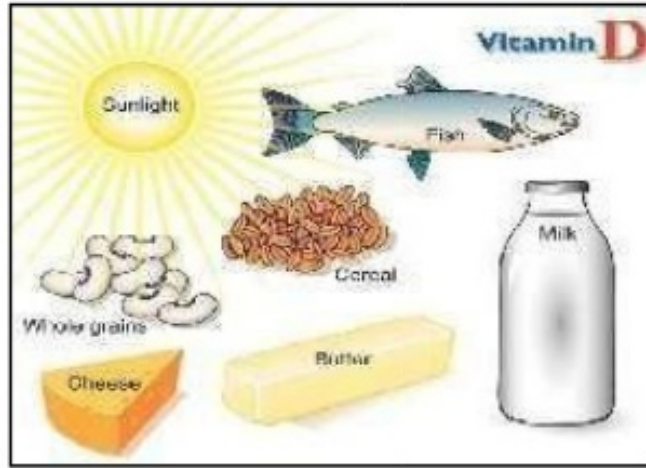
Write suggestion or prohibition from the picture provided.

Examples:

a.



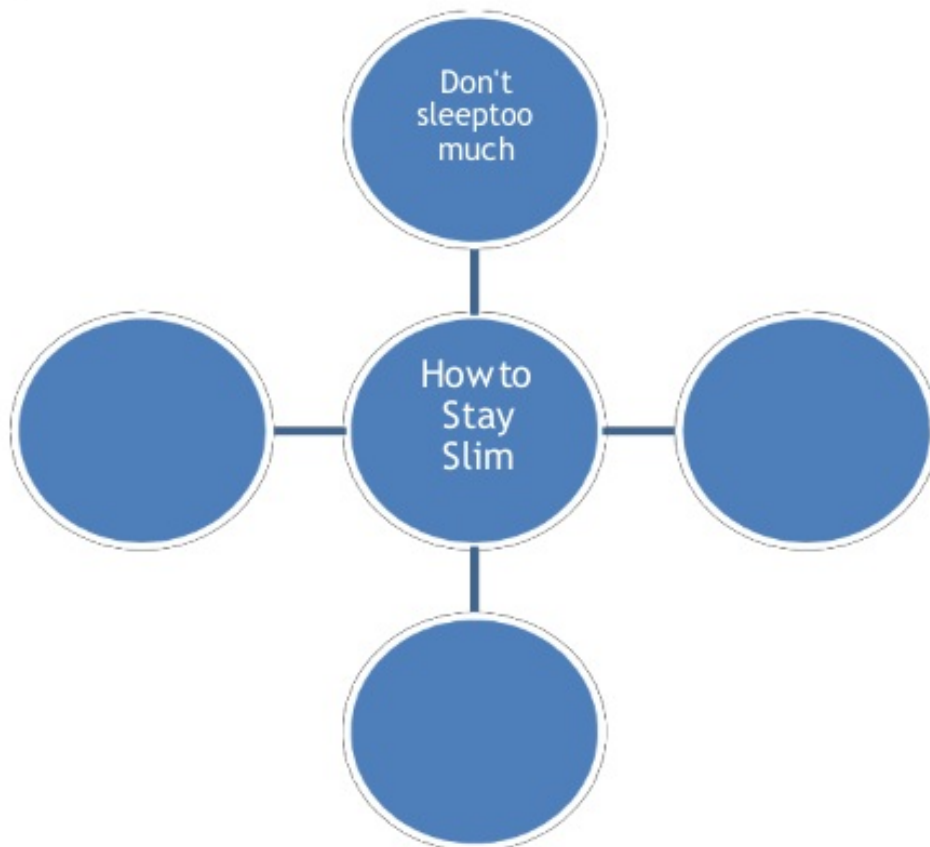
b.



Skills Practice 2

- Teacher asks the students to do skills practice same group.
- Teacher asks each group to complete the charts.

Complete the chart below



Skills Practice 3

- Teacher asks the students in the same group to write the leaflet based on the information written in the charts, by starting from the most important one.
- Teacher asks each group to display the leaflet.
- Teacher asks each group to tell what they have written.

Assessment (15 minutes)

- Teacher asks the students to write the leaflet about *-Easy Ways to Stay Healthy* individually.

UNIT 15

Parts of the Body

Repeat the name of parts of the body below



Skills Practice 1

The table below shows the name of body part in English that you have to know!

head = kepala	mouth = mulut	stomach = perut
hair = rambut	elbow = sikut	waist = pinggang
face = wajah	arm = pergelangan tangan	skin = kulit
forehead = kening	hand = tangan	knee = lutut
eye = mata	finger = jari	leg = pergelangan kaki
eyebrow = alis	thumb = jempol	foot = kaki
eyelashes = bulu mata	index finger = jari	ankle = mata kaki
ear = telinga	telunjuk	heel = tumit
nose = hidung	middle finger = jari	toes = jari kaki
chin = dagu	tengah	back = punggung
cheek = pipi	ring finger = jarimanis	thigh = paha
neck = leher	little finger = jari	calf = betis

lips = bibir	kelingking	bottom = pantat
tooth = gigi	shoulder = bahu	
tongue = lidah	chest = dada	

Skills Practice 2

Sing the song about part of body below with your friends and your teacher.

6

Head-Shoulder-Knees-and-Toes

Head, Shoulder, Knees, and Toes

Knees and Toes

Head, Shoulder, Knees, and Toes

Knees and Toes

and Eyes, and Ear, and Mouth and Nose.

Head, Shoulder, Knees, and Toes

Knees and Toes

March, March, March

Let us all march

March March March

Get your body charge!

Head, Shoulder, Knees, and Toes

Knees and Toes

Head, Shoulder, Knees, and Toes

Knees and Toes

and Eyes, and Ear, and Mouth and Nose.

Head, Shoulder, Knees, and Toes

6

Knees and Toes

Jump, Jump, Jump,

Let's all jump.

Jump, Jump, Jump.

Make your muscle pump!

Punch punch punch

Let's all punch

Punch punch punch

Have a hearty munch!

Head, Shoulder, Knees, and Toes

Knees and Toes

Head, Shoulder, Knees, and Toes

Knees and Toes

and Eyes, and Ear, and Mouth and Nose.

Head, Shoulder, Knees, and Toes

Knees and Toes

Skills Practice 3

Arrange the letters bellow into one name of part of the body!

1. D - E - A - H =

2. R - A - I - H =

3. D - A - H - N =

4. I - N - G - E - R - F =

5. T-O-F-O =
6. S-E-Y-E =
7. E-S-O-N =
8. R-E-D-O-H-S-L-U =
9. H-C-O-T-S-A-M =
10. O-O-H-T-T =

Unit 16

I Like it!



Look at the Pictures!

1. What do you see in the pictures?
2. What do the man and the woman like to do?
3. What does the boy like to do?
4. What do the boys like to do?
5. What do you like to do in the free time?
6. What do you dislike to do in the free time?

Dialog I

Situation: Sandy meets Sally at the café. Sandy approaches her and has a conversation.

Sandy : Hi, can I join you?

Sally : Ok, have a seat.

Sandy : Thanks. I'm Sandy, nice to meet you.

Sally : I'm Sally, nice to meet you too.

Sandy : I really like the food here, so delicious.

Sally : Do you? So do I. Besides, I really enjoy eating outdoors.

Sandy : Me too. By the way, I'm fond of Sate Padang.

Sally : Do you? I don't. I don't like spicy food.

Sandy : Really? So, what kind of food do you like?

Sally : Well, I like seafood but not too spicy.

Sandy : U^s, I almost forgot, I'm sorry I have to go now.
Could you give me your phone number please?

Sally : Here you are. It was nice talking to you.

Sandy : It was nice talking to you too. I'll contact you later.
Bye.

Dialog II

Situation

Doni and Riko are friends. They are at the bus station.

Doni : The weather is so shocking, isn't it?

Riko : Yeah, It's very hot, I hate it.

Doni : Let's go and have some drink.

Riko : Ok.

Doni : Do you like cappuccino?

Riko : No, not at all.

Doni : Oh, so what kind of drink do you like?

Riko : Well, I like ice tea, or milkshake.

Doni : Great, I like it too. Ok, let's go to that café, the milkshake is so yummy.

Riko : Let's go then.

- **Expressing Likes and Dislikes**

- ❖ **Expressing Likes**

- I Quite like/ enjoy/ love music/ listening to music.
- I really like/ enjoy/ love spicy food/ eating spicy food.
- I'm very/ extremely fond of/ keen on football/ playing football.

- ❖ **Agree with someone's likes**

- Do you? So do I.
- Are you? So am I.
- Me too.

- ❖ **Disagree with someone's likes**

- Do you? I don't.
- Oh, I don't.
- Are you? I'm not.

- ❖ **Expressing dislikes**

- I don't like/ love music/ listening to music.
- I hate/ dislike spicy food/ eating spicy food.
- I can't stand/ bear smoking/ people who smoke.

- ❖ **Agree with someone's dislikes**

- No, neither do I.
- No, I don't like it either.
- No, neither can I.
- No, I can't stand it either.
- Yes, so do I.
- Me too.

❖ **Disagree with someone's dislikes**

- Don't you? I do.
- Oh, I do.
- Do you? I don't.
- Oh, I don't, I like _____ (gerund)
- Can't you? I don't mind at all

❖ **Asking particular likes and dislikes**

Questions

- Do you like/ love/ enjoy dancing?
- Do you hate/ dislike dancing?
- Are you fond of/ keen on dancing?

Answers

- Yes, I do.
- Yes, I am.
- Yes, I like/ love/ enjoy it very much.
- Yes, I quite like / love/ enjoy it.
- No, I don't.
- No, not really/ particularly.
- No, not at all.
- No, I hate it.
- No, I can't stand it.

❖ **Asking types of likes and dislikes**

Questions:

- What sort of/ kind of/ type of books/ food/ music do you like/ dislike?
- What is your (least) favorite song/ books/ food.
- Who is your favorite singer/ author?

Responses

- Well, I like/ dislike rock music/ novels/ seafood.
- Well, I don't like dangdut/ comics/ spicy food.
- That's a difficult question, but perhaps *Ayat-Ayat Cinta*.
- Oh, without doubt, Rhoma Irama.
- Absolutely, Michael Jackson.
- Of course Harry Potter.

Skills Practice 1

Mark the expressions of expressing likes and dislikes, agreeing or disagreeing with someone's likes and dislikes, asking particular likes and dislikes with the responses, and asking types of likes and dislikes in Dialog I and Dialog II . Then practice the dialogs with your partner using the correct pronunciation and intonation.

Skills Practice 2

Fill in the blank with the appropriate expression.

A : (Expressing likes)_____.

B : Me too.

C : I'm very keen on Dangdut.

D : (Disagree)_____.

E : (Expressing dislikes)_____.

F : Yes, so do I.

G : I dislike cartoon movies.

H : (disagree)_____.

I : I don't like Japanese food.

J : (agree)_____.

K : (Ask particular likes)_____.

L : (Response)_____.

M : (Ask particular dislikes)_____.

N : (Response)_____.

Skills Practice 3

Complete each dialog with the appropriate expressions. Then practice the dialogs with your partner using the correct pronunciation and intonation.

Dialog A

Situation:

Santi and Anita has just watched a movie.

Santi : (Expressing dislikes)_____, the story was confusing.

Anita : (Agree)_____, the plot is so complicated and make me bored.

Santi : Actually, (Expressing likes)_____romantic movies.

Anita : (Agree)_____, but for this time it's really disappointing.

Santi : Yeah, absolutely.

Dialog B

Situation:

Yudi and Dino don't know each other. They meet each other for the first time at the bus station.

Yudi : Waiting for the bus?

Dino : Yeah, you're right.

Yudi : My name's Andi.

Dino : _____ . Nice to meet you Yudi.

Yudi : Nice to meet you too.

Dino : By the way, have you had your lunch? I'm so hungry.

Yudi : No, I haven't. Talking about lunch, _____?

Dino : I like seafood very much.

Yudi : (Agree)_____. How about Japanese food, _____?

Dino : No, I am not fond of it. Look! There's the bus coming. Let's go then.

Yudi : Ok.

Dialog C

Situation:

Anto and Dina never met before. They are at the bookstore. Dina is reading a book. Anto approaches her and has a conversation.

Anto : Hi, can I join you?

Dina : Sure.

Anto : I'm Anto, _____?

Dina : I'm Dina. Nice to meet you Anto.

Anto : _____ . Do you like reading?

Dina : Yes, _____ .

Anto : (Agree)_____.

Dina : Great._____?

Anto : I like science fiction.

Dina : (Disagree)_____.

Anto : Oh,_____?

Dina : I like romantic and comedy. Do you like it?

Anto : (agree)_____, but I like science fiction most.

Dina : Great. So who is your favorite author?

Anto : _____Shakespeare. What about you?

Dina : (Agree)_____. By the way, do you often come here?

Anto : Not really, only in my spare time. What about you, _____?

Dina : Oh, I like spending my spare time by reading comics and novels. Ups sorry I almost forgot, I have to go now, I have promised to my mother to accompany her to go to my grandma's house.

Anto : Ok, It was nice talking to you Dina.

Dina : _____See you. Bye.

Assessment

Create a dialog with your partner, pretend that you and your friend never met each other. Talk about what you and your friend like and dislike.

Unit 17

I Prefer Watching TV



Look at the Picture

- What do you see in the picture?
- What is the mother doing?
- What is the father doing?
- What is the girl doing
- What do you prefer doing in your free time?

Read the dialogs below.

Dialog I

Pipi : I'm hungry.

Adit : Let's go to the restaurant then. By the way, do you prefer Italian food or Japanese Food?

Pipi : Actually, I like them both.

Adit : Well, there is Pizza Café near by. Let's go there now.

Dialog II

Adam : Excuse me sir, would you like to drink now?

John : Yes please.

Adam : Would you prefer to have tea or coffee?

John : Well, I think I would like to have a cup of coffee.

Adam : Fine sir, I will serve it as soon as possible.

Dialog III

Ririn : I heard Peter Pan is going to come to Palembang.

Dwi : Really, but actually, I prefer Dewa to Peter Pan. Ririn

: Why do prefer listening to Dewa to Peter Pan?

Dwi : Because I prefer rock music to pop music

❖ Expressing preferences

In informal situation

- I (much) prefer coffee to tea.
- I (much) prefer reading novels to listening to music.
- I (always) prefer novels to comics.
- I (always) prefer singing to dancing .

In formal situation

- I'd (much) prefer to go to the cinema than (go) to the theatre.
- I'd rather to have sandwich than fried rice for my breakfast.

❖ Agreeing with a person's preferences

- Do you? So do I.

- Me too.
- Yes, I prefer (tea) too.
- Would you? So would I.
- Yes, I'd prefer to go to the cinema, too.
- Yes, I'd rather to have fried rice too for my breakfast.

❖ **Disagreeing with a person's preferences**

- Do you? I don't.
- Oh, I don't. I much prefer listening to music.
- Would you? I wouldn't.
- Oh, I wouldn't, I'd much rather/prefer to have fried rice.
- Well, personally I don't like either.
- Well, actually, I like them both equally well.

❖ **How to ask if a person prefers one particular thing to another**

Questions

- Do you prefer singing to dancing?
- Do you prefer Japanese food to Italian Food?
- Would you prefer to watch TV than listen to music?
- Would you prefer to have fried rice to meatball for your lunch?

Responses

- Yes I do. / No, I don't.
- Yes I would. / No, I wouldn't.

- ❖ How to ask how a person would prefer to do something in his/ her free time

In informal situation

Questions

- What do you prefer doing in your free time? Watching TV or reading novels?
- Where do you prefer going at weekends? To the zoo or to the mall?
- When do you prefer having your lunch in holidays? At 12 or around 2 o'clock?

Responses

- I prefer watching TV
- I prefer going to the mall.
- I prefer having lunch at around 2 o'clock in holidays.

In formal situation

Questions

- What would you prefer to do in your free time? Watch TV or read novels?
- Where would you prefer to go at weekends? To the zoo or to the mall?
- When would you prefer to have lunch in holidays? At 12 or around 2 o'clock?

Or.

- What would you rather do in your free time? Watch TV or read novels?

- Where would you rather go at weekends? To the zoo or to the mall?
- When would you rather to have lunch in holidays? At 12 or around 2 o'clock?

Responses

- I'd prefer to watch TV. Or I'd rather watch TV.
- I'd prefer to go to the mall. Or I'd rather go to the mall.
- I'd prefer to have lunch at around 2 o'clock. Or I'd rather have lunch at around 2 o'clock.

❖ Asking the reasons

Questions

In informal situation

- Why do you prefer watching TV?
- Why do you prefer going to the zoo?
- Why do you prefer having your lunch at around 2 o'clock?

In formal situation

- Why would you prefer to watch TV?
- Why would you prefer to go to the zoo?
- Why would you prefer to have lunch at around 2 o'clock?

Or

- Why would you rather watch TV?
- Why would you rather go to the zoo?
- Why would you rather have lunch at around 2 o'clock?

Responses

In informal situation

- I prefer watching TV, because it is more enjoyable.
- I prefer going to the zoo because I love animals.
- I prefer having lunch at around 2 o'clock because I want to take a nap frequently especially on holidays.

In formal situation

- I'd prefer to watch TV because it is more enjoyable.
- I'd prefer to go to the zoo because I love animals.
- I'd prefer to have lunch at around 2 o'clock because I want to take a nap frequently especially on holidays.

Or

- I'd rather watch TV because it is more enjoyable
- I'd rather go to the zoo because I love animals
- I'd rather have lunch at around 2 o'clock because I want to take a nap frequently especially on holidays.

❖ How to ask about types of preferences

In informal situation

Question

- What sort of / kind of / type of music do you prefer listening to? Pop music or rock music?

Response

- I prefer listening to rock music

In formal situation

Questions

- What sort of / kind of / type of music would you prefer to listen to? Pop music or rock music?

Or

- What sort of / kind of / type of music would you rather listen to? Pop music or rock music?

Responses

- I'd prefer to listen to rock music
- Or
- I'd rather listen to rock music

Skills Practice 1

Mark the expressions of asking someone's preferences and the responses in Dialog I, Dialog II, and Dialog III. Then practice the dialogs with your partner using the correct pronunciation and intonation.

Skills Practice 2

Work in pairs. With your partner, express your preferences, and express whether you agree and disagree with your partner's preferences, Use the options below.

1. Michael Jackson or Usher?
2. Jazz or Rock?
3. Traveling or staying at home on holidays
4. Action or romantic?
5. Drinking Tea or coffee?

6. Eating Pizza or sushi?
7. Diamond or gold?
8. Rooney or Beckham?
9. Watching TV or Listening to the radio?
10. Reading novels or comics?

Skills Practice 3

Work in pairs. Take turns to ask and answer questions about your preferences.

1. What music to listen to; pop or classic.
2. What to do on weekends; go to the beach or to the zoo.
3. What sort of books to read; novels or essays and why.
4. Where to go on holidays; Bali or Papua, and why.
5. When to do homework; in the evening or at midnight and why.
6. Where to go at weekends; to the cinema or to the concert.

Skills Practice 4

Complete the dialogs below

A: I'd much prefer _____

B: (disagree) _____

A: Would you rather _____?

B: _____

A: Why _____?

B: _____

A: Would you prefer _____?

B: _____.

A: (Agree) _____.

| A: I'd rather _____.

B: (Disagree) _____.

| A: Would you prefer _____?

B: (Disagree) _____.


A: Why _____?

B: _____.

Assessment

Create a dialog based on the situation below

1. Jundi is the reporter from the university; he is interviewing the new lecturer who comes from USA. He asks about his preferences related to his daily activities.
2. Fabiola and Chika are friends they are talking about their preferences related to their hobbies.



Unit 18

What is he like?



Look at the Picture.

- What do you see in the picture?
- What does he look like?
- What is he like?

Dialog I

The Student : Good morning sir, how are you?

The Headmaster : I'm fine, thank you, and you?

The student : I'm fine too. Well sir, I heard that there will be a new mathematics teacher.

The Headmaster : You're right. You know that your previous mathematics teacher has moved to another town. So, there must be someone to substitute him.

The student : Could you tell me what the new teacher looks like?

The Headmaster : She is approximately 1,6 m tall, weighs about 45 kg, has a straight hair, and

wears spectacles.

The student : Well, I hope she will enjoy teaching in our class sir.

The Headmaster : I hope so.

Dialog II

Budi : Hi Wati, How are you doing?

Wati : Great, thanks. How about you?

Budi : Pretty good.

Wati : I heard your parents moved to another city.

Budi : Yeah. They moved to a small town, not far from here.

Wati : What is it like?

Budi : It's small, but nice and cool. It lies in a mountainous area, you know.

Wati : What's the population?

Budi : Emm, I think it's about one thousand.

Wati : Most of them are farmers aren't they?

Budi : yes you're right.

• Asking and Describing People and Non-People in Formal Situations

Asking about people or non-people formally	Describing people or non-people formally
Could you tell me what the new teacher looks like?	He is approximately 1,7 m tall, weighs about 70 kg, has a curly hair and wears spectacles.
Would you tell me what he is	He is kindhearted,

like?	intelligent, and friendly.
Would you mind telling me what the town looks like?	It's about 25 km ² in area, hilly and has unpolluted river.
Could you tell me what the town is like?	It is cool, clean, quiet, safe, and interesting.

• **Asking and Describing People and Non-People in Informal Situations**

Asking about people or non-people informally	Describing people or non-people informally
What does the new teacher look like?	She's tall, slim, with black curly hair, and has glasses.
What's she like?	She is beautiful, smart, diligent, and kind.
What does the town look like?	It's small, hilly, and has clean streams.
What's the town like?	It's nice, safe and calm.

Skills Practice 1

Mark the expression that shows how to ask about people/ non-people and how to describe people and non-people formally and informally in Dialog I and Dialog II. Then practice the dialogs with your partner using the correct pronunciation and intonation.

Skills Practice 2

Complete the following dialogue with the appropriate expressions

Dialog A

Hardi is a driver for a textile company. He is asked to pick up his boss' colleague at the airport.

Hardi : Good morning sir, what can I do for you?

The boss :_. I want you to pick up my friend at the airport now. He'll arrive around 12 this afternoon.

Hardi : _____?

The boss : He's approximately 1,8 m, weighs about 60kg, has brown short straight hair, and wears spectacles.

Hardi : All right sir, I will pick him up.

The boss : _____.

Hardi : Not at all.

Dialog B

Anti and Sisi are friends. They study at the same school but in different class. They are talking about Sisi's new biology teacher

Anti : Hi sisi. _____?

Sisi : Great, thanks, how about you?

Anti : _____. By the way, I heard that there is a new biology teacher who teaches in your class.

Sisi : Yes, you're right. He is Mr. Adi Nugroho

Anti : Cool, _____?

Sisi : So far, he is patient, humorist, and smart.

Anti : Great.

Dialog C

Anna has just moved to the new boarding house. She described it to her friend, Sissy.

Anna : I'm so tired today.

Sissy : Why?

Anna : I moved to my new boarding house yesterday.

Sissy : Great, _____?

Anna : The house is quite big. There are six rooms; The room is about 3x 3 meters. Each room is completed with one single bed, one cupboard, and one electric fan. But what I like most is the environment.

Sissy : What is it like?

Anna : _____.


Assessment

Make a dialog for the following situations

1. Ratna is a journalist, she is interviewing the presenter of a national seminar. In her interview she asks the presenter to describe his hometown.
2. Rudi and Andi are friends. Rudi has just moved to another city. Andi asks rudi to describe the people there.

BIBLIOGRAPHY

- Bailey, K. M. (2005). *Practical english language teaching and speaking*. New York, NY: McGraw Hill
- Bentley, K. (2017). *Primary curriculum box: CLIL and achieves fun for young learner*. Cambridge, UK: Cambridge University Press.
- Cameron, L. (2001). *Teaching languages to young learners*. Cambridge, UK: Cambridge University press.
- Gusrayani, D. (2014). *Teaching english to young learners (1st ed)*. Bandung: Upi Press
- Moon, J. (2000). *Children learning english(1st ed)*. New Hampshire: Mcmillan Heineman
- Nixon, C., & Thomlinson, M. (2005). *Primary communication box*. Cambridge, UK: Cambridge University Press
- Nixon, C., & Thomlinson, M. (2005). *Primary reading box*. UK: Cambridge University Press
- Noor, M. (2012). *Speed reading for beginners*. Jakarta: PT. Gramedia Pustaka Utama
- Nuhan, D. (2011). *Teaching english to young learners(1st ed)*. Annaleim, CA: Annaleim University Press.
- Scott, W. A., & Ytreberg, L. H. (2006). *Teaching english to children*. New York, NY: Longman.
- Suyanto, K. E. (2007). *English for young learner*. Yogyakarta: Bumi Aksara BP.
- Widarso, W. (1993). *Kiat menulis dalam bahasa inggris pemula*. Yogyakarta: Kamisus.



buku english for beginner

ORIGINALITY REPORT

18%

SIMILARITY INDEX

18%

INTERNET SOURCES

2%

PUBLICATIONS

6%

STUDENT PAPERS

PRIMARY SOURCES

1	vdocuments.mx Internet Source	9%
2	www.englishexercises.org Internet Source	3%
3	ydyo.anadolu.edu.tr Internet Source	2%
4	eprints.radenfatah.ac.id Internet Source	1%
5	www.hasanboy.uz Internet Source	1%
6	teknotau.blogspot.com Internet Source	1%
7	effl.blogspot.com Internet Source	1%

Exclude quotes On

Exclude bibliography On

Exclude matches < 1%